



Supporting learning and performance

EDI | International House | Siskin Parkway East  
Middlemarch Business Park | Coventry | CV3 4PE | UK

Tel. +44 (0) 2476 516500 | Fax. +44 (0) 2476 516505  
Email. enquiries@ediplc.com | www.ediplc.com

### Public Transport



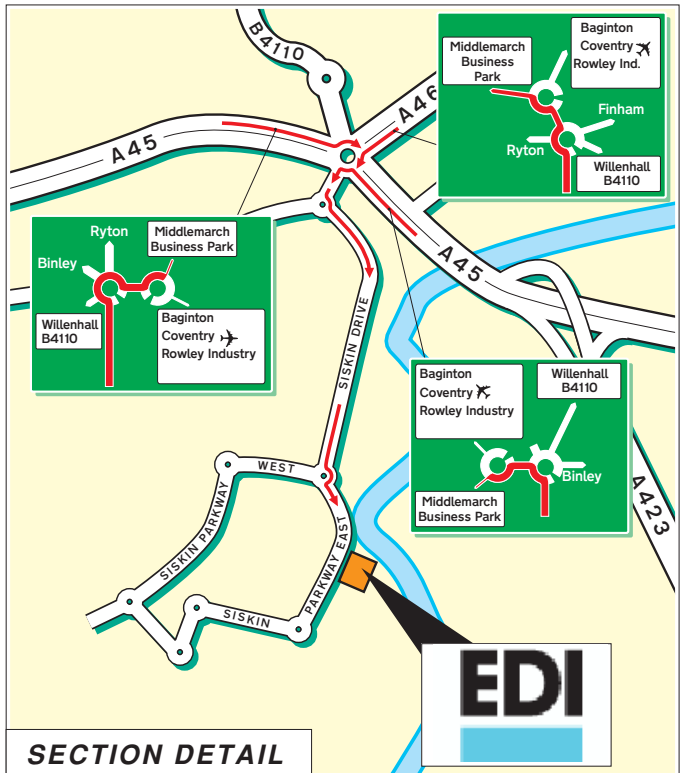
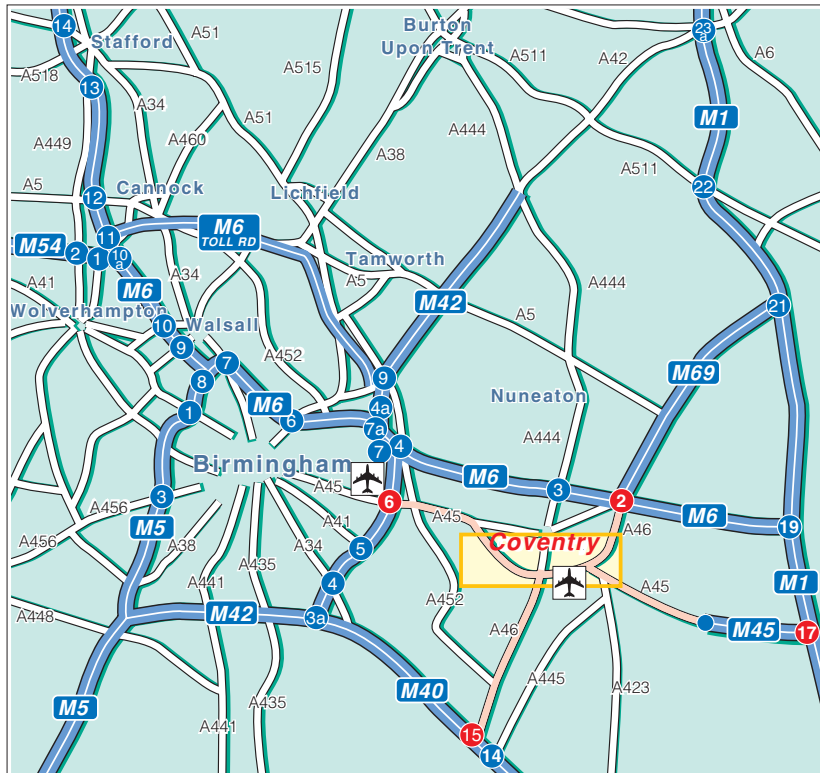
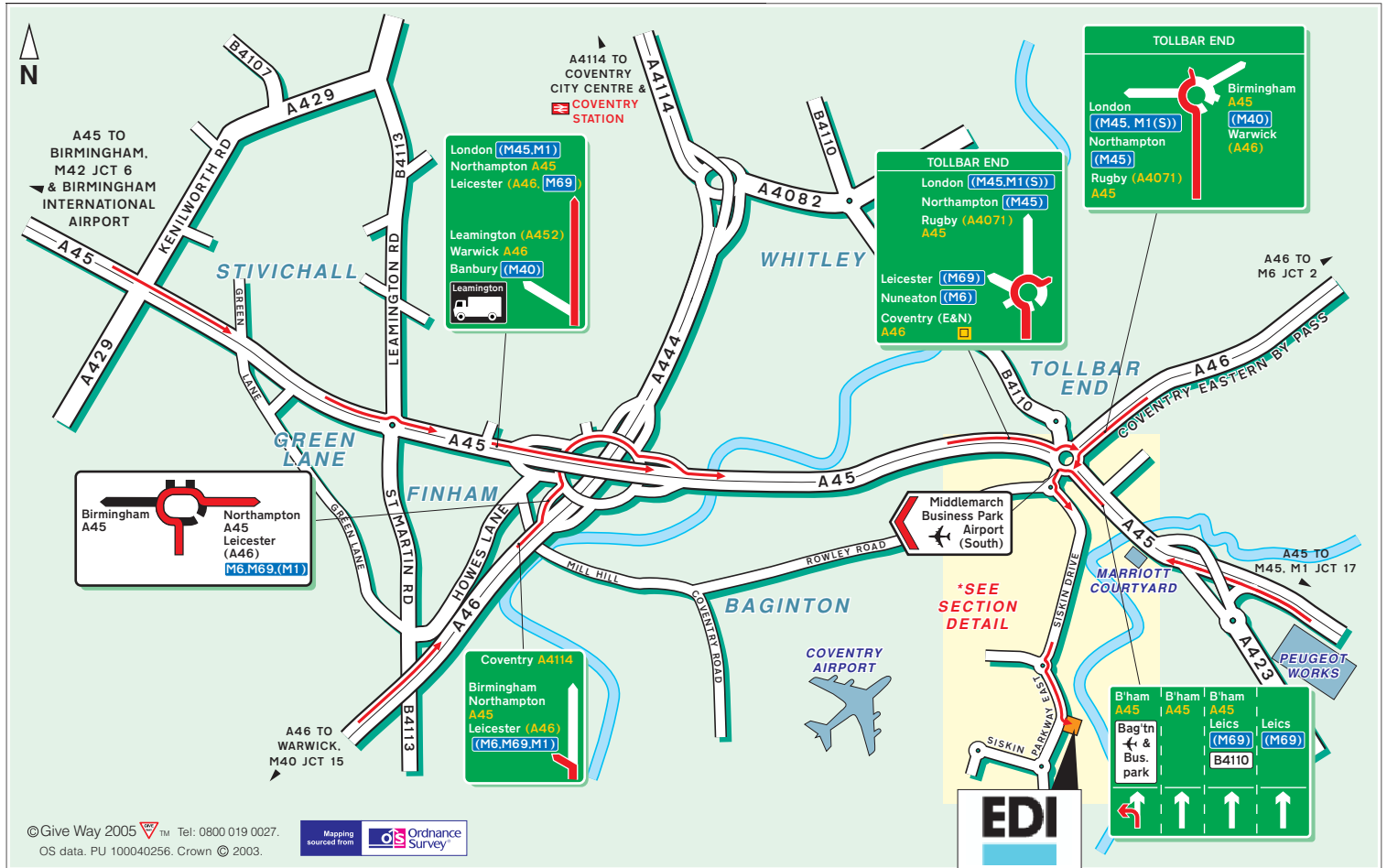
By Rail, Coventry Railway Station.  
Approximately 10 minutes by taxi.  
For information on train operators and times  
phone National Rail Enquiries on 0845 7484950.



By Bus.  
737 - Coventry Station to Coventry Airport.



By Air, Birmingham International Airport.  
Approximately 30 minutes drive away.



## Directions - arriving by road

### From the North West

Leave M6 at junction 2. At the roundabout, take the third exit signposted A46 (Warwick). Continue on the A46 until you reach the roundabout with the A45 (Tollbar End). At the Tollbar End roundabout take the second exit signposted to Coventry Airport. At the next roundabout (c. 50m) take the first exit on to Siskin Drive and Middlemarch Business Park. At the next roundabout take the first exit on to Siskin Parkway East. EDI is the first building on the left.

### From the North East

Exit the M1 at junction 21 and join M69. Follow the M69 for approximately 17 miles to end of motorway. At the end of the motorway, continue on to Coventry eastern bypass (dual carriageway) signposted A46 (Warwick). Follow the A46 until you reach the roundabout with the A45 (Tollbar End). At the Tollbar End roundabout, take the second exit signposted to Coventry Airport. At the next roundabout (c. 50m) take the first exit on to Siskin Drive and Middlemarch Business Park. At the next roundabout take the first exit on to Siskin Parkway East. EDI is the first building on the left.

### From the South West

Leave the M5 at junction 9 and follow signs for A46 Evesham. Continue on the A46 past Stratford-upon-Avon. At the roundabout with the M40 take the second exit on to the A46 (Coventry). Exit the A46 at the slip road for A45 and follow signs for Northampton/Leicester. At the next roundabout (Tollbar End) take the fourth exit signposted to Coventry Airport. At the next roundabout (c. 50m) take the first exit on to Siskin Drive and Middlemarch Business Park. At the next roundabout take the first exit on to Siskin Parkway East. EDI is the first building on the left.

### From the South East

Exit the M40 at junction 15 and take the first exit on to the A46 (Coventry). Exit the A46 at the slip road for A45 and follow signs for Northampton/Leicester. At the next roundabout (Tollbar End) take the fourth exit signposted to Coventry Airport. At the next roundabout (c. 50m) take the first exit on to Siskin Drive and Middlemarch Business Park. At the next roundabout take the first exit on to Siskin Parkway East. EDI is the first building on the left.

### From the South

Leave the M1 at Junction 17 and join the M45 towards Coventry. At the end of the M45 (roundabout) follow the A45 (dual carriageway) towards Coventry. Continue on the A45 until you reach the roundabout with the A46 (Tollbar End). At the Tollbar End roundabout, take the first exit signposted to Coventry Airport. At the next roundabout (c. 50m) take the first exit on to Siskin Drive and Middlemarch Business Park. At the next roundabout take the first exit on to Siskin Parkway East. EDI is the first building on the left.

## Directions - arriving by rail

### Coventry Train Station

Approximately 5-10 minutes by taxi. There is a taxi rank outside of the station main entrance.

### Warwick Parkway Train Station

Approximately 15 minutes by taxi. It is advisable to pre-book taxis. Visit <http://www.traintaxi.co.uk/> for taxi information.

## Directions - arriving by air

### Birmingham Airport

Approximately 20-30 minutes by taxi. Alternatively, take the train to Coventry station and take a taxi from there (5-10 minutes).